



RECEIVED

CITY OF CONCORD

37 Green Street • Concord, New Hampshire 03301 • Fax 225.8586

DEC 03 2018

Planning Division

RECEIVED

NOV 30 2018

APPLICATION TO ERECT A SIGN

CODE ADMINISTRATION

Permit # _____

1) Address where sign is to be erected: 71 Hall St.

2) Message as shown on sign: COMFORT INN

	Property Owner Information	Sign Installer Information	Sign Owner Information
Name >	<u>Pam Bissonnette</u>	<u>Barlo Signs</u>	<u>Comfort INN</u>
Address >	<u>41 South Main St.</u>	<u>158 Greeley St.</u>	<u>71 Hall St.</u>
City/State/ Zip >	<u>Concord, NH</u>	<u>Hudson, NH 03051</u>	<u>Concord, NH</u>
Phone(s) >		<u>603-882-2638 x 364</u>	
E-mail >		<u>permitting@barlosigns.com</u>	

4) Property Information: COP Zone 300+ ft Building Frontage 300+ ft Lot Frontage

5) Type of Sign: ☐ New ☐ Relocation ☒ Replacement
☒ Freestanding ☐ Monument
☐ Wall ☐ Projecting ☐ Window ☐ Awning ☐ Roof ☐ Marquee ☐ Marker

5) Materials to be used: BEA
 6) How & to what is sign supported: existing base and steel
 7) Dimensions of sign: 13'-9 3/16" Length 5'-5 3/8" Height equals 74.99 sf Total

8) Height Overall: Ground to bottom of sign 24'-1 5/8" ft Ground to top of sign 29'-7" ft

9) Illumination: ☐ None ☐ External ☒ Internal Internally illuminated signs are NOT permitted in CVP, IS, UT or any Residential Zones

10) Does sign project over public property or sidewalk? ☒ No ☐ Yes* > _____ ft in

11) How far back is leading edge of sign from any curb face? No change to existing setback

NOTE: Any applicant for a permit to locate a projecting sign over a public right-of-way, in accordance with this Ordinance, shall file with the Code Administrator, a certificate of insurance indemnifying the City of Concord against any form of liability in a minimum amount as specified by the Finance Director. No permit shall be issued prior to the receipt of said certificate and the permit shall be valid only so long as the certificate remains in effect. The policy shall provide for advance notification to the Code Administrator in the event of cancellation. If the policy should lapse or be cancelled, the applicant shall remove the sign immediately. (Article 28-6-11.a)

12) Does the sign require Design Review? ☒ Yes ☐ No Historic District Review? ☐ Yes ☒ No

*Design review is **required** per Article 28-6-9.f, if any of the following apply:

- The sign is to be located in a Performance (P) District
- The Development requires Major Site Plan Review, Article 28-9-4.d.1
- The sign area is greater than the maximum in Column 1 of Table 28-6-9.a
- The sign is the second or third freestanding sign on a lot.

Continued
on back →

1



EXISTING:
SIGN SIZE



PROPOSED


FREE STANDING SIGN DETAIL
SCALE: 1/4" = 1'-0"

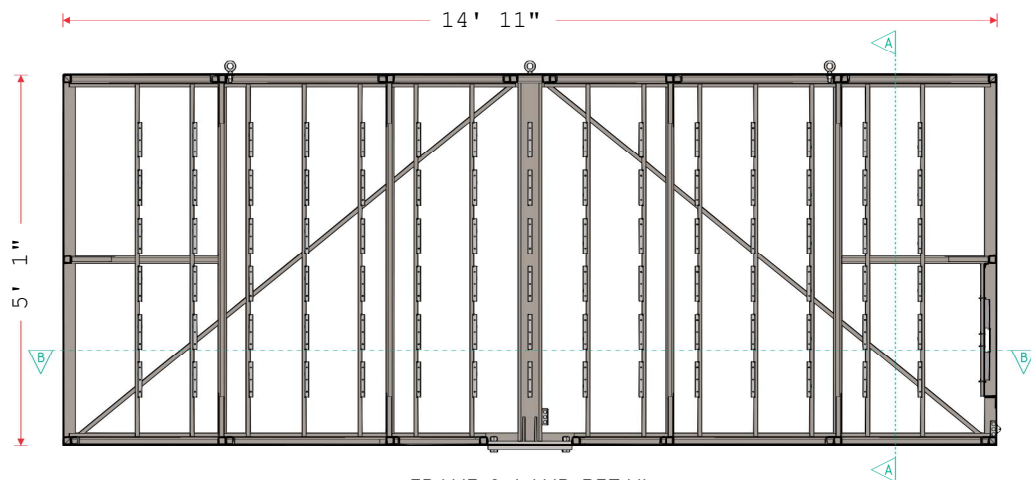
APPROVAL BOX - PLEASE INITIAL

CUSTOMER APPROVAL

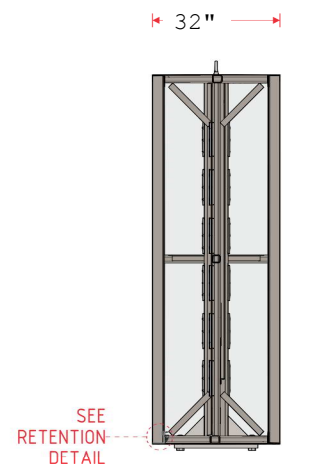
Date

NOTE: Elevation drawings are for customer approval only, drawings are not to be used as any installation guide, all dimensions must be verified before installation.

Customer: COMFORT INN	Date: 7/17/18	Prepared By: SP	<small>Note: Color output may not be exact when viewing or printing this drawing. All colors used are PMS or the closest CMYK equivalent. If these colors are incorrect, please provide the correct PMS match and a revision to this drawing will be made.</small>	 signs lighting image	DISTRIBUTED BY SIGN UP COMPANY 700 21st Street Southwest PO Box 210 Watertown, SD 57201-0210 1.800.843.9888 • www.personasigns.com
Location: CONCORD, NH	File Name: 169106 - R7- CONCORD, NH		Eng: -		



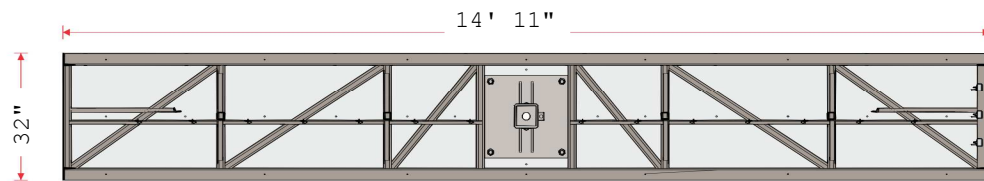
FRAME & LAMP DETAIL
NOT TO SCALE



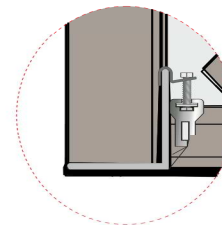
CROSS SECTION A-A
NOT TO SCALE

SPECIFICATIONS:

- REVERSE ANGLE IRON FRAME CONSTRUCTION
- BLEED FACES
- EXTERIOR FINISH: PAINT PANTONE® PLUS SERIES 1375 C GOLD, SATIN FINISH
- INTERIOR FINISH: PAINT REFLECTIVE WHITE
- U.L. LISTED
- DISCONNECT SWITCH LOCATED AT END OF CABINET
- .063" ALUMINUM SKIN
- WEDGE CLAMP RETENTION FOR FLEX FACE
- REMOVABLE SERVICE PANEL FOR SERVICE ACCESS
- GE 7100K WHITE LED'S AS REQUIRED
- 3M PANAGRAPHS III FLEXIBLE FACE
- DIGITALLY PRINTED DECORATION (1ST SURFACE)
- PLATE/MATCH PLATE INSTALLATION



BOTTOM VIEW
NOT TO SCALE



RETENTION DETAIL
NOT TO SCALE



GRAPHIC DETAIL
NOT TO SCALE

ITEM #	HEIGHT	LENGTH	DEPTH	PLATE SIZE	BOLT PATTERN	MAX. PIPE/TUBE SIZE	INTERIOR TUBE SIZE	PERIMETER ANGLE	ELECTRICAL	BOXED SQUARE FOOTAGE
	A	B	C							
COMI-4X14DFFHR18SIGN-S	4'-5 3/8"	11'-2 13/16"	32"	1" X 21" X 21"	18" X 18"	20' / 16"	4" X 4" X 1/4"	2 1/2" X 2 1/2" X 3/16"	(1) 20A/120V CIRCUIT	49.98
COMI-5X13DFFHR18SIGN-S	5' 1"	14' 11"	32"	1" X 21" X 21"	18" X 18"	20' / 16"	6" X 6" X 3/16"	2 1/2" X 2 1/2" X 3/16"	(1) 20A/120V CIRCUIT	74.99
COMI-6X15DFFHR18SIGN-S	6'-3 1/2"	15'-10 3/4"	32"	1" X 21" X 21"	18" X 18"	20' / 16"	6" X 6" X 1/4"	2 1/2" X 2 1/2" X 3/16"	(1) 20A/120V CIRCUIT	100.01
COMI-7X19DFFHR18SIGN-S	7'-8 7/16"	19'-5 1/2"	32"	1" X 21" X 21"	18" X 18"	20' / 16"	8" X 8" X 3/8"	3" X 3" X 3/16"	(1) 20A/120V CIRCUIT	149.91
COMI-8X22DFFHR18SIGN-S	8'-10 3/4"	22'-5 11/16"	32"	1" X 21" X 21"	18" X 18"	20' / 16"	8" X 8" X 3/8"	3" X 3" X 3/16"	(1) 20A/120V CIRCUIT	199.92
COMI-9X25DFFHR18SIGN-S	9'-11 3/8"	25'-1 9/16"	32"	1" X 21" X 21"	18" X 18"	20' / 16"	10" X 10" X 3/8"	3" X 3" X 3/16"	(1) 20A/120V CIRCUIT	250.02

Customer:

COMFORT INN

Date:

11/15/18

Prepared By:

AP/JW

Modeled By:

RS

Note: Color output may not be exact when viewing or printing this drawing. All colors used are PMS or the closest CMYK equivalent. If these colors are incorrect, please provide the correct PMS match and a revision to this drawing will be made.

File Name:

COMI ESTATE HIGH-RISE

Revision:

2

persona
SIGNS | LIGHTING | IMAGE

DISTRIBUTED BY SIGN UP COMPANY
700 21st Street Southwest
PO Box 210
Watertown, SD 57201-0210
1.800.843.9888 • www.personasigns.com