

AUDI EXPENSES BY YEAR

| Year | LABOR | HEAT | ELEC | WATER | WW | INS | SUPPLIES | ADMIN | TOTAL |
|------|--------------|--------------|-------------|-------------|-------------|-------------|-------------|--------------|--------------|
| 2002 | \$ 12,480.00 | \$ 10,331.00 | \$ 4,691.00 | \$ 2,026.00 | \$ 1,372.00 | \$ 752.00 | \$ 1,794.00 | \$ 8,637.00 | \$ 42,083.00 |
| 2003 | \$ 15,420.00 | \$ 16,503.00 | \$ 4,293.00 | \$ 2,127.30 | \$ 1,440.00 | \$ 789.00 | \$ 1,883.70 | \$ 8,500.00 | \$ 50,956.00 |
| 2004 | \$ 18,900.00 | \$ 14,029.00 | \$ 6,139.62 | \$ 2,234.00 | \$ 1,512.00 | \$ 829.00 | \$ 1,978.00 | \$ 9,883.00 | \$ 55,504.62 |
| 2005 | \$ 19,290.00 | \$ 13,700.00 | \$ 4,749.00 | \$ 2,250.00 | \$ 1,600.00 | \$ 850.00 | \$ 2,050.00 | \$ 10,000.00 | \$ 54,489.00 |
| 2006 | \$ 22,000.00 | \$ 10,000.00 | \$ 4,504.56 | \$ 2,340.00 | \$ 1,664.00 | \$ 890.00 | \$ 2,360.00 | \$ 10,340.00 | \$ 54,098.56 |
| 2007 | \$ 19,800.00 | \$ 11,998.00 | \$ 5,148.00 | \$ 2,118.00 | \$ 1,721.00 | \$ 930.00 | \$ 2,500.00 | \$ 11,011.00 | \$ 55,226.00 |
| 2008 | \$ 11,660.00 | \$ 16,000.00 | \$ 5,761.00 | \$ 2,149.00 | \$ 1,812.00 | \$ 933.00 | \$ 392.00 | \$ 11,396.00 | \$ 50,103.00 |
| 2009 | \$ 9,900.00 | \$ 25,500.00 | \$ 3,100.00 | \$ 2,218.00 | \$ 1,928.00 | \$ 1,190.00 | \$ 2,410.00 | \$ 10,394.00 | \$ 56,640.00 |
| 2010 | \$ 7,120.00 | \$ 17,982.00 | \$ 3,482.00 | \$ | 4,964.00 | \$ 1,430.00 | \$ 600.00 | \$ 10,654.00 | \$ 46,232.00 |
| 2011 | \$ 5,280.00 | \$ 19,455.00 | \$ 2,228.00 | | \$ 5,024.00 | \$ 1,577.00 | \$ 300.00 | \$ 11,762.00 | \$ 45,626.00 |
| 2012 | \$ 12,062.00 | \$ 12,629.00 | \$ 1,737.74 | | \$ 3,880.00 | \$ 1,180.00 | \$ 660.00 | \$ 8,500.00 | \$ 40,648.74 |
| 2013 | \$ 10,564.00 | \$ 17,235.00 | \$ 740.00 | | \$ 4,230.00 | \$ 1,170.00 | \$ 300.00 | \$ 8,713.00 | \$ 42,952.00 |
| 2014 | \$ 6,000.00 | \$ 19,834.00 | \$ 1,098.00 | | \$ 4,170.00 | \$ 1,280.00 | \$ 400.00 | \$ 8,930.00 | \$ 41,712.00 |
| 2015 | \$ 5,200.00 | \$ 19,834.00 | \$ 1,181.64 | | \$ 4,042.00 | \$ 1,282.00 | \$ 8,600.00 | \$ 9,153.00 | \$ 49,292.64 |
| 2016 | \$ 9,120.00 | \$ 8,700.00 | \$ 1,572.00 | | \$ 4,930.00 | \$ 1,330.00 | \$ 6,500.00 | \$ 9,857.00 | \$ 42,009.00 |

AUDI REVENUES BY YEAR

| Year | REVENUES | NET | FRIENDS MOU | OFF SET NET | FRIENDS CIP | CITY CIP | FINAL POSITION |
|------|--------------|----------------|----------------|----------------|----------------|--------------|-------------------|
| 2002 | \$ 25,025.00 | \$ (17,058.00) | \$ 15,367.00 | \$ (1,691.00) | \$ - | \$ - | \$ (1,691.00) |
| 2003 | \$ 32,900.00 | \$ (18,056.00) | \$ - | \$ (18,056.00) | \$ 67,800.00 | \$ - | \$ 49,744.00 |
| 2004 | \$ 42,632.00 | \$ (12,872.62) | \$ 8,764.20 | \$ (4,108.42) | \$ 52,373.00 | \$ - | \$ 48,264.58 |
| 2005 | \$ 45,650.00 | \$ (8,839.00) | \$ 8,439.76 | \$ (399.24) | \$ 4,881.00 | \$ - | \$ 4,481.76 |
| 2006 | \$ 40,025.00 | \$ (14,073.56) | \$ 9,210.00 | \$ (4,863.56) | \$ 80,000.00 | \$ 10,000.00 | \$ 65,136.44 |
| 2007 | \$ 40,085.00 | \$ (15,141.00) | \$ 7,800.00 | \$ (7,341.00) | \$ 81,841.67 | \$ 17,000.00 | \$ 57,500.67 |
| 2008 | \$ 38,805.00 | \$ (11,298.00) | \$ 17,100.00 | \$ 5,802.00 | \$ 45,550.00 | \$ 18,470.00 | \$ 32,882.00 |
| 2009 | \$ 39,555.00 | \$ (17,085.00) | \$ 29,824.42 | \$ 12,739.42 | \$ - | \$ - | \$ 12,991.42 |
| 2010 | \$ 37,900.00 | \$ (8,332.00) | \$ 12,272.00 | \$ 3,940.00 | \$ 11,692.00 | \$ - | \$ 15,632.00 |
| 2011 | \$ 36,745.00 | \$ (8,881.00) | \$ 16,888.50 | \$ 8,007.50 | \$ 206,700.00 | \$ 96,282.00 | \$ 118,425.50 |
| 2012 | \$ 38,200.00 | \$ (2,448.74) | \$ 8,642.00 | \$ 6,193.26 | \$ - | \$ - | \$ 6,193.26 |
| 2013 | \$ 39,622.00 | \$ (3,330.00) | \$ 19,379.12 | \$ 16,049.12 | \$ - | \$ - | \$ 16,049.12 |
| 2014 | \$ 39,970.00 | \$ (1,742.00) | \$ 34,216.66 | \$ 32,474.66 | \$ - | \$ - | \$ 32,474.66 |
| 2015 | \$ 42,000.00 | \$ (7,292.64) | \$ 13,901.45 | \$ 6,608.81 | \$ 92,344.38 | \$ - | \$ 98,953.19 |
| 2016 | \$ 40,000.00 | \$ (2,009.00) | \$ 10,078.00 | \$ 8,069.00 | \$ - | \$ - | \$ 8,069.00 |

Electricity Calculations

Start of FY to

End of Calendar Year

14515

2014 KWH usage first 6 months 4300 KWH

2014 KWH usage first 6 months 4594 KWH

2013 KWH usage

2016 KWH usage first 6 months 14515 KWH

BM Blended price .1374/kwh

BM Blended price .1194/kwh

BM Blended price .1656/kwh

KWH useage decreased 6%

KWH useage increased 47%

KWH useage

Price for electricity for six months: \$ 590.82

Price for electricity for six months: \$ 549

Price for electricity for six months: \$ 2,404

\$ 1,181.64

Electricity Calculations
Start of FY to
End of Calendar Year

2012

2011

AUDI

| | | Date | Audi | | | Date |
|--------|------|------------|--------|------|-------------|--------------------------|
| 110167 | 46 | | 96765 | | | 7/6/2010 |
| 110303 | 136 | 7/5/2011 | 96838 | 73 | | 7/12/2010 |
| 110315 | 12 | 7/11/2011 | 97471 | 633 | | 7/19/2010 |
| 110321 | 6 | 7/18/2011 | 97547 | 76 | | 8/9/2010 |
| 110365 | 44 | 7/25/2011 | 97958 | 411 | | 8/16/2010 |
| 110517 | 152 | 8/1/2011 | 98066 | 108 | 2012 | Budget Manual 8/23/2010 |
| 110532 | 15 | 8/8/2011 | 98186 | 120 | | 8/30/2010 |
| 110582 | 50 | 8/16/2011 | 98277 | 91 | | 9/7/2010 |
| 110611 | 29 | 8/22/2011 | 98425 | 148 | | 9/13/2010 |
| 110775 | 164 | 8/28/2011 | 98686 | 261 | | 9/20/2010 |
| 110839 | 64 | 9/7/2011 | 98785 | 99 | | 9/27/2010 |
| 110969 | 130 | 9/12/2011 | 98841 | 56 | Total | 0.1144 per KWH 10/5/2010 |
| 111097 | 128 | 10/12/2011 | 100249 | 1408 | | 10/12/2010 |
| 111279 | 182 | 10/17/2011 | 100564 | 315 | | 10/18/2010 |
| 111396 | 117 | 10/24/2011 | 101240 | 676 | | 10/25/2010 |
| 111502 | 106 | 11/1/2011 | 101576 | 336 | | 11/1/2010 |
| 111635 | 133 | 11/7/2011 | 101950 | 374 | | 11/8/2010 |
| 111851 | 216 | 11/14/2011 | 102235 | 285 | | 11/15/2010 |
| 111980 | 129 | 11/28/2011 | 103178 | 943 | | 11/22/2010 |
| 112334 | 354 | 12/5/2011 | 103735 | 557 | | 11/29/2010 |
| 112590 | 256 | 12/12/2011 | 104222 | 487 | | 12/6/2010 |
| 112704 | 114 | 12/19/2011 | 104339 | 117 | | 12/13/2010 |
| 112949 | 245 | 12/27/2011 | 104351 | 12 | | 12/20/2010 |
| 113239 | 290 | 1/3/2012 | 104360 | 9 | | 1/3/2011 |
| | 3118 | | | 7595 | | |

\$370

2012 Usage six month p

7,595 KWH

2011 Usage

Electricity Calculations
Start of FY to
End of Calendar Year

Usage first 6 months 3118 KWH

Usage six months:

\$868.87

\$1,737.74

Usage six months:

BM price .1179/kwh

KWH useage decreased 20%

Usage decreased 59%

Electricity Calculations
 Start of FY to
 End of Calendar Year
2010

| Audi | | | | Date | Audi | | | |
|-------|-------|-------------|----------------|------------|-------|-------|-------------|--------|
| 70032 | | | | 7/6/2009 | 40045 | | | |
| 70417 | 385 | | | 7/13/2009 | 40144 | 99 | | |
| 70651 | 234 | | | 8/3/2009 | 40566 | 422 | Non G-1 A | |
| 70952 | 301 | | | 8/10/2009 | 41158 | 592 | | |
| 71207 | 255 | | | 8/17/2009 | 41925 | 767 | | |
| 71464 | 257 | 2011 | DR | 8/25/2009 | 42263 | 338 | 2010 | DR |
| 71691 | 227 | | | 8/31/2009 | 42557 | 294 | | |
| 72002 | 311 | Supply | | 9/8/2009 | 42654 | 97 | Supply | |
| 72084 | 82 | Capacity | 0.0901 per KWH | 9/14/2009 | 42827 | 173 | Capacity | 0.0984 |
| 72462 | 378 | Delivery | 0.0212 per KWH | 9/21/2009 | 43050 | 223 | Delivery | 0.0412 |
| 73209 | 747 | | | 9/28/2009 | 43492 | 442 | | |
| 73532 | 323 | Total | 0.1113 per KWH | 10/5/2009 | 43801 | 309 | Total | 0.1396 |
| 74086 | 554 | | | 10/13/2009 | 44209 | 408 | | |
| 74528 | 442 | | | 10/19/2009 | 44790 | 581 | | |
| 75122 | 594 | | | 10/26/2009 | 45740 | 950 | | |
| 75295 | 173 | | | 11/2/2009 | 45983 | 243 | | |
| 75714 | 419 | | | 11/9/2009 | 46412 | 429 | | |
| 76157 | 443 | | | 11/16/2009 | 46734 | 322 | | |
| 77157 | 1000 | | | 11/23/2009 | 47502 | 768 | | |
| 77533 | 376 | | | 11/30/2009 | 48053 | 551 | | |
| 78148 | 615 | | | 12/7/2009 | 48916 | 863 | | |
| 78880 | 732 | | | 12/15/2009 | 50194 | 1278 | | |
| 79341 | 461 | | | 12/21/2009 | 50947 | 753 | | |
| 80043 | 702 | | | 1/4/2010 | 52520 | 1573 | | |
| | 10011 | | | | | 12475 | | |

six month p 10,011 KWH

2010 Usage six month 12,474 KWH

Electricity Calculations
Start of FY to
End of Calendar Year

\$1,114.22

\$2,228.45

six months:

#####

#####

KWH useage increased 8%

6.24% lower

Electricity Calculations
Start of FY to
End of Calendar Year

2009

##

| DATE | AUDI | |
|---------|-------|-----------|
| ##### | 7395 | |
| ##### | 7580 | 185 |
| ##### | 7827 | 247 |
| ##### | 8037 | 210 |
| ##### | 8460 | 423 |
| ##### | 9003 | 543 |
| ##### | 9331 | 328 |
| ##### | 9547 | 216 |
| per KWH | ##### | 9800 253 |
| per KWH | ##### | 10023 223 |
| per KWH | ##### | 10394 371 |
| per KWH | ##### | 10714 320 |
| per KWH | ##### | 11516 802 |
| ##### | 12062 | 546 |
| ##### | 12828 | 766 |
| ##### | 13182 | 354 |
| ##### | 13778 | 596 |
| ##### | 14195 | 417 |
| ##### | 15166 | 971 |
| ##### | 16316 | 1150 |
| ##### | 17236 | 920 |
| ##### | 18232 | 996 |
| ##### | 18926 | 694 |
| | | 11531 |

2009

DR

| | | |
|----------|---------|---------|
| Supply | 0.1254 | per KWH |
| Capacity | | |
| Delivery | 0.01131 | per KWH |
| Total | 0.13671 | per KWH |

| DATE | AUDI | |
|------|------|------|
| #### | ### | |
| #### | ### | 255 |
| #### | ### | 203 |
| #### | ### | 509 |
| #### | ### | 230 |
| #### | ### | 159 |
| #### | ### | 271 |
| #### | ### | 1394 |
| #### | ### | 331 |
| #### | ### | 621 |
| #### | ### | 377 |
| #### | ### | 468 |
| #### | ### | 612 |
| #### | ### | 415 |
| #### | ### | 546 |
| #### | ### | 705 |
| #### | ### | 241 |
| #### | ### | 814 |
| #### | ### | 821 |
| #### | ### | 561 |
| #### | ### | 1194 |
| #### | ### | 907 |
| #### | ### | 821 |
| #### | ### | 932 |
| #### | ### | 711 |

2008

| | |
|----------|--|
| Supply | |
| Capacity | |
| Delivery | |


Total

2007

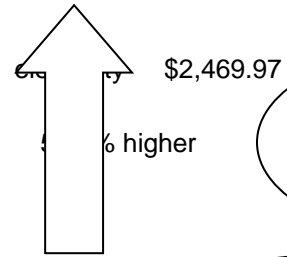
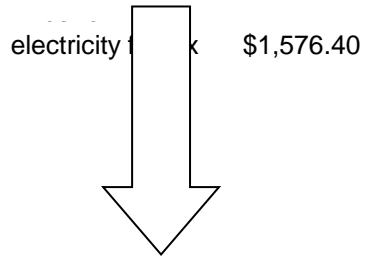
Total

2009 Usage six mc 11,531 KWH

2008 Usage 14,098 KWH



Electricity Calculations
Start of FY to
End of Calendar Year



Comparison of
usage during same
time period.

2007 Usage six month period 13,368 KWH

Price for electricity for six months \$1,896.38

Electricity Calculations
Start of FY to
End of Calendar Year

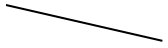
0.1130 per KWH

0.0622 per KWH

0.1752 per KWH

0.14186 per KWH

Electricity Calculations
Start of FY to
End of Calendar Year



2016

2015

Steam Calculations
Start of the Heating Season to
End of Calendar Year

2014

change these to
correct dates and
meter values in
Oct or whenever
values in

| 2016 | | | 2015 | | | 2014 | | |
|------------|--------|-------------|------------|--------|-------------|------------|-------|-------------|
| DATE | AUDI | MLBS (back) | DATE | AUDI | MLBS (back) | DATE | AUDI | MLBS (back) |
| | 1010 | 25J | | 1010 | 25J | | 1010 | 25J |
| 5/13/2015 | 1920.1 | 0.00 | 5/27/2014 | 1250.2 | 0 | 5/13/2013 | 517.6 | 0 |
| 10/13/2015 | 1922.4 | 2.30 | | | | | | |
| 10/19/2015 | 1928.8 | 6.40 | 10/14/2014 | 1258 | 7.8 | 10/15/2013 | 525.8 | 8.2 |
| 10/26/2015 | 1932.2 | 3.40 | 10/20/2014 | 1258 | 0 | 10/21/2013 | 525.9 | 0.1 |
| 11/9/2015 | 1942.2 | 10.00 | 11/3/2014 | 1280.6 | 22.6 | 10/28/2013 | 532.6 | 6.7 |
| 11/16/2015 | 1955.8 | 13.60 | 11/10/2014 | 1292.2 | 11.6 | 11/4/2013 | 541 | 8.4 |
| 12/31/2015 | 1417 | | 11/17/2014 | 1309.1 | 16.9 | 11/12/2013 | 554.1 | 13.1 |
| | | | 11/24/2014 | 1329.4 | 20.3 | 11/18/2013 | 568.8 | 14.7 |
| 1/4/2016 | 1639 | 222 | 12/2/2014 | 1344.4 | 15 | 11/25/2013 | 591.3 | 22.5 |
| 1/12/2016 | 1987 | 348 | 12/8/2014 | 1366.8 | 22.4 | 12/2/2013 | 616 | 24.7 |
| 1/19/2016 | 2218 | 231 | 12/15/2014 | 1388.5 | 21.7 | 12/10/2013 | 640.2 | 24.2 |
| 1/25/2016 | 2633 | 415 | 12/22/2014 | 1406.9 | 18.4 | 12/16/2013 | 674.5 | 34.3 |
| 2/1/2016 | 2826 | 193 | 1/5/2015 | 1430.3 | 23.4 | 12/23/2013 | 701 | 26.5 |
| 2/8/2016 | 3038 | 212 | 1/13/2015 | 1503.7 | 73.4 | 12/30/2013 | 731.7 | 30.7 |
| | | | 1/20/2015 | 1545.4 | 41.7 | 1/6/2014 | 784.1 | 52.4 |
| | | | 1/26/2015 | 1568.8 | 23.4 | 1/14/2014 | 834 | 49.9 |
| | | | 2/17/2015 | 1717 | 148.2 | 1/21/2014 | 862.6 | 28.6 |
| | | | | | | 1/28/2014 | 906.2 | 43.6 |
| | | | | | | 2/3/2014 | 945.8 | 39.6 |
| | | | | | | 2/11/2014 | 990.3 | 44.5 |
| | | 1656.70 | | | 466.8 | | | 472.7 |

Municipal Complex
Steam Cost NOV-MAR \$ 59,481.00

BM price for steam \$42.49 / mlbs

BM price for steam \$41.96 / mlbs

Audi 10500 sf
MC 71866 sf

\$ 19,834

\$19,834

Total \$ 8,690.49

Steam Calculations

| | Start of the Heating Season to | End of Calendar Year |
|-----------|--------------------------------|----------------------|
| 2/23/2015 | 1754.1 | 37.1 |
| 3/2/2015 | 1800.6 | 46.5 |
| 3/9/2015 | 1831.6 | 31 |
| 3/16/2015 | 1848.9 | 17.3 |
| 3/23/2015 | 1876.7 | 27.8 |

TOTAL

626.5

2013

Steam Calculations
 Start of the Heating Season to
 End of Calendar Year FY 2012

change these to correct dates and meter values in Oct or whenever values in

| DATE | AUDI 1010 | MLBS (back) 25J | DATE | AUDI 1010 | MLBS 25J | DATE |
|------------|--------------|-----------------------|--|--------------|-----------------------------------|-----------------|
| | | | 10/12/2011 | 3437.30 | 1.50 | 10/12/2010 |
| 10/9/2012 | | 2.5 | 10/17/2011 | 3437.30 | 0.00 | 10/18/2010 |
| 10/15/2012 | | 12.8 | 10/24/2011 | 3443.20 | 5.90 | 10/25/2010 |
| 10/22/2012 | | 13.3 | 11/1/2011 | 3457.60 | 14.40 | 11/1/2010 |
| 10/29/2012 | | 16.6 | 11/7/2011 | 3470.10 | 12.50 | 11/8/2010 |
| 11/6/2012 | | 28.6 | 11/14/2011 | 3477.80 | 7.70 | 11/15/2010 |
| 11/13/2012 | | 39.6 | 11/21/2011 | 3485.70 | 7.90 | 11/22/2010 |
| 11/19/2012 | | 52.8 | 11/28/2011 | 3502.30 | 16.60 | 11/29/2010 |
| 11/26/2012 | | 66.3 | 12/5/2011 | 3511.70 | 9.40 | 12/6/2010 |
| 12/3/2012 | | 86.8 | 12/12/2011 | 3530.60 | 18.90 | 12/13/2010 |
| 12/12/2012 | | 96.6 | 12/19/2011 | 3554.70 | 24.10 | 12/20/2010 |
| 12/19/2012 | | 123.6 | 12/27/2011 | 3586.80 | 32.10 | |
| 12/31/2012 | | 161.3 | 1/3/2012 | 3611.20 | 24.40 | |
| 1/7/2013 | | 195.3 | | | 7316.90 | |
| 1/14/2013 | | 220.9 | | | | |
| 1/21/2013 | | 239.6 | | | | |
| 1/28/2013 | | 293.9 | | | | |
| 2/4/2013 | | 320.8 | | | | |
| | | 1968.8 | | | | |
| 2/19/2013 | | 392.2 | | | | |
| 2/26/2013 | | 413.6 | | | | |
| 3/4/2013 | | 428.7 | Supply / Demand | | \$36.00 | Supply / Demand |
| 3/11/2013 | | 447 | | | | |
| 3/18/2013 | | 465.9 | Price from FY 12 Budget Manual - 5% decrease | | | Price from FY |
| 3/25/2013 | | 484.6 | | | | |
| 4/8/2013 | | 504.4 | Price of heat through six months: | \$263,408 | Price of heat through six months: | \$127,125 |
| | | | | \$526,817 | | \$254,251 |

Steam Calculations
Start of the Heating Season to
End of Calendar Year

Steam Calculations
Start of the Heating Season to
End of Calendar Year

FY 2011

FY 2009

| AUDI | MLBS | DATE | AUDI | MLBS | AUDI | MLBS | DATE |
|-------------|------------|------------|-------------|------------|----------------|------------|---------------|
| 1010 | 25J | | 25B | 25J | | 25J | |
| 2765.50 | 0.00 | 10/13/2009 | 2168.10 | 0.00 | 1442.70 | 0.00 | ##### |
| 2772.90 | 7.40 | 10/19/2009 | 2182.10 | 14.00 | 1469.00 | 26.30 | ##### |
| 2785.70 | 12.80 | 10/26/2009 | 2191.60 | 9.50 | 1475.50 | 6.50 | ##### |
| 2792.50 | 6.80 | 11/2/2009 | 2193.40 | 1.80 | 1499.90 | 24.40 | 11/5/2007 |
| 2807.10 | 14.60 | 11/9/2009 | 2209.30 | 15.90 | 1537.40 | 37.50 | ##### |
| 2819.70 | 12.60 | 11/16/2009 | 2220.40 | 11.10 | 1584.70 | 47.30 | ##### |
| 2835.90 | 16.20 | 11/23/2009 | 2235.30 | 14.90 | 1619.50 | 34.80 | ##### |
| 2857.80 | 21.90 | 11/30/2009 | 2247.30 | 12.00 | 1663.50 | 44.00 | 12/4/2007 |
| 2879.40 | 21.60 | 12/7/2009 | 2260.10 | 12.80 | 1690.10 | 26.60 | ##### |
| 2913.40 | 34.00 | 12/15/2009 | 2292.70 | 32.60 | 1743.60 | 53.50 | ##### |
| 2946.00 | 32.60 | 12/21/2009 | 2339.50 | 46.80 | 1779.00 | 35.40 | ##### |
| 1/3/2011 | 3009.60 | | 1/4/2010 | 2420.70 | 81.20 | 1841.50 | 62.50 |
| 11 weeks | 11 weeks | | 11 weeks | 11 weeks | | | |
| Total Usage | | | Total Usage | | 2592.10 | | 258.00 |

| | |
|---------|----------|
| as of: | Steam |
| \$15.87 | Delivery |
| \$19.81 | Energy |
| \$35.68 | Total |

/ 11 Budget Manual - 7% increase

* Price as of 2/24/10

Last year u

Price of heat through
six months: \$8,991

Price of heat through
six months: \$9,205

Price of heat through
six months: \$7,702.70

Steam Calculations
Start of the Heating Season to
End of Calendar Year

Steam Calculations
Start of the Heating Season to
End of Calendar Year

2005

FY 2008

FY 2006

| AUDI | | DATE | AUDI | | AUDI | | AUDI | |
|-------------|------------|----------------|-------------|---------------|------------|----------|---------------|--|
| | 25J | | | 25B | 25J | | | |
| 703.70 | | ##### | 2.40 | 2.40 | ##### | 1880.90 | 11.40 | |
| 705.70 | 2.00 | ##### | 8.40 | 6.00 | ##### | 1895.50 | 14.60 | |
| 707.80 | 2.10 | ##### | 24.40 | 16.00 | 11/8/2005 | 1904.30 | 8.80 | |
| 721.30 | 13.50 | 11/6/2006 | 35.40 | 11.00 | ##### | 1917.70 | 13.40 | |
| 738.80 | 17.50 | ##### | 41.80 | 6.40 | ##### | 1938.90 | 21.20 | |
| 751.20 | 12.40 | ##### | 60.80 | 19.00 | ##### | 1967.40 | 28.50 | |
| 778.40 | 27.20 | ##### | 79.00 | 18.20 | 12/5/2005 | 1987.10 | 19.70 | |
| 808.60 | 30.20 | 12/5/2006 | 104.40 | 25.40 | | 2022.30 | 35.20 | |
| 846.30 | 37.70 | ##### | 118.10 | 13.70 | | 2067.80 | 45.50 | |
| 890.50 | 44.20 | ##### | 136.00 | 17.90 | ##### | 2112.03 | 44.23 | |
| 935.00 | 44.50 | 1/2/2007 | 182.40 | 46.40 | 1/10/2006 | 2159.10 | 47.07 | |
| 12/31/2008 | 963.40 | 28.40 | 1/9/2007 | 199.60 | 17.20 | | | |
| 11 weeks | | | 11 weeks | | | 11 weeks | | |
| Total Usage | | 1194.70 | Total Usage | 382.00 | | Total | 289.60 | |

as of: 1/23/08

Steam

as of :1/10/07

\$15.28

Delivery \$ 12.23

\$14.38

Energy \$ 17.83

\$29.66 DM

Total \$ 30.06 DR

se 769 Mlbs.

Price of heat through six months: \$5,999.98

2014-15
July 1 to Feb 24, 2015

| | |
|--------------------------|---------------------------|
| CIP | \$92,344.38 |
| | \$1,200 |
| | \$204.22 |
| | \$136.08 |
| | \$134 |
| Pitch In Volunteer Labor | \$12,227.15 |
| | \$1,674.30 |
| Total year to date | <u>\$13,901.45</u> |

Additional Restoration/Renovations Projects Underway

\$10,000
\$100,000

LED Lighting upgrade
WiFi System Installed
Pitch In Expenses/supplies
Lobby Door Curtains for light and temperature control
Locks for equipment security

7 Pitch In shifts at \$20.25 hr

Sound Upgrades - digitizing Bose Sound System
Theatre seat refurbishing (next project planned 2015-17)

FY14

July 1 to March 24, 2014

| | |
|---------------------|--|
| \$ 46.84 | stage curtain repairs |
| \$ 1,045.00 | Starspound - upgrades to Bose system |
| \$ 47.88 | curtain rods for lobby doors |
| \$ 1,708.00 | Advantage sign - refurbosh Audi sign |
| \$ 114.28 | Rosebrand - curtains |
| \$ 539.75 | Rosebrand - curtains |
| \$ 10,644.90 | Milestone - plaster/painting restoration |
| \$ 8,020.00 | Milestone - plaster/painting restoration |
| \$ 89.00 | Glass repairs |
| \$ 276.76 | Picth In Purchases |
| \$ 22,532.41 | |

\$ 11,684.25 Pitch In Volunteers at \$20.25 hr

Total **\$ 34,216.66**

July 1 to March 2013

Donated equipment and supplies

\$10,023.62

Pitch In Volunteer Labor

\$9,355.50 7 Pitch In shifts at \$20.25 hr
\$10,023.62

Total year to date

\$19,379.12